













Nov 30, 2019

Rank	Num	Name	Gym							AA
1	402	Peter Macko	Slávia UK Bratislava	Diff: 6.000	5.500	6.000	6.000	5.000	6.000	
				Exec: 9.300	9.000	9.300	9.200	8.850	8.500	
				ND: _____	_____	_____	_____	_____	_____	
				Final: 15.300	14.500	15.300	15.200	13.850	14.500	88.650
				Place: 1	4	1	1*	2	1	1
2	301	Teodor Kozmal	XBS Gymnastics	Diff: 5.500	5.500	5.000	6.000	5.000	6.000	
				Exec: 9.100	8.500	9.100	8.650	8.650	8.350	
				ND: _____	_____	_____	_____	_____	_____	
				Final: 14.600	14.000	14.100	14.650	13.650	14.350	85.350
				Place: 4*	8T	3	3	4	2	2
3T	105	Taylor Heynes	GK Pavlo Trenčín	Diff: 6.000	5.000	5.000	6.000	5.000	6.000	
				Exec: 8.900	9.000	8.800	9.200	8.100	8.200	
				ND: _____	_____	_____	_____	_____	_____	
				Final: 14.900	14.000	13.800	15.200	13.100	14.200	85.200
				Place: 2	8T	5	1*	9	3*	3T
3T	601	Michal Bartolen	GK ELÁN Prievidza	Diff: 5.500	5.500	5.500	6.000	5.000	6.000	
				Exec: 8.800	9.400	9.000	7.300	9.000	8.200	
				ND: _____	_____	_____	_____	_____	_____	
				Final: 14.300	14.900	14.500	13.300	14.000	14.200	85.200
				Place: 7*	2	2	9	1	3*	3T
5	302	Soren Sasinek	XBS Gymnastics	Diff: 5.000	5.500	5.000	8.700	5.000	5.500	
				Exec: 9.200	8.900	9.000	4.000	8.300	8.700	
				ND: _____	_____	_____	_____	_____	_____	
				Final: 14.200	14.400	14.000	12.700	13.300	14.200	82.800
				Place: 10	5	4	11	8	3T	5
6	303	Boris Podolák	XBS Gymnastics	Diff: 5.500	5.500	4.500	6.000	5.000	4.500	
				Exec: 9.300	9.100	8.500	7.600	8.500	8.500	
				ND: _____	_____	_____	_____	_____	_____	
				Final: 14.800	14.600	13.000	13.600	13.500	13.000	82.500
				Place: 3	3	9*	7	6	9	6
7	403	Matúš Kalas	Slávia UK Bratislava	Diff: 5.500	6.500	5.000	6.000	5.000	5.500	
				Exec: 9.100	8.700	8.700	7.750	8.400	6.200	
				ND: _____	_____	_____	_____	_____	_____	
				Final: 14.600	15.200	13.700	13.750	13.400	11.700	82.350
				Place: 4*	1	6	4	7	13	7
8	203	Andrej Bednár	Poly-Trade Prešov	Diff: 5.500	5.000	4.500	5.500	5.000	6.000	
				Exec: 8.100	8.500	8.500	7.950	8.600	7.750	
				ND: _____	_____	_____	_____	_____	_____	
				Final: 13.600	13.500	13.000	13.450	13.600	13.750	80.900
				Place: 13	10	9*	8	5	7	8
9	501	Adam Adamek	Gymnastik Košice	Diff: 5.500	5.500	4.500	5.500	4.500	4.500	
				Exec: 8.900	8.600	8.200	8.150	9.200	7.650	
				ND: _____	_____	_____	_____	_____	_____	
				Final: 14.400	14.100	12.700	13.650	13.700	12.150	80.700
				Place: 6	7	11	5T	3	12	9

Rank	Num	Name	Gym							AA
10	304	Sebastián Lupták	XBS Gymnastics	Diff: 5.500	4.000	5.000	6.000	5.000	5.500	
				Exec: 8.800	8.700	8.600	7.650	7.900	8.500	
				ND: _____	_____	_____	_____	_____	-0.500	
				Final: 14.300	12.700	13.600	13.650	12.900	13.500	80.650
				Place: 7*	11T	7	5T	10	8	10
11	502	Dominik Šimíček	Gymnastik Košice	Diff: 5.500	5.500	4.500	5.500	4.500	5.500	
				Exec: 8.800	8.800	8.800	6.250	8.300	8.600	
				ND: _____	_____	_____	_____	_____	_____	
				Final: 14.300	14.300	13.300	11.750	12.800	14.100	80.550
				Place: 7*	6	8	13	11	6	11
12	201	Oskar Prčík	Poly-Trade Prešov	Diff: 5.500	5.000	4.500	5.500	5.000	5.500	
				Exec: 8.500	7.700	8.000	7.500	7.100	7.300	
				ND: _____	_____	_____	_____	_____	_____	
				Final: 14.000	12.700	12.500	13.000	12.100	12.800	77.100
				Place: 11	11T	12	10	12	10	12
13	202	Matus Šebro	Poly-Trade Prešov	Diff: 5.500	5.000	4.000	5.500	4.500	5.500	
				Exec: 8.400	7.400	8.000	6.750	6.700	6.900	
				ND: _____	_____	_____	_____	_____	_____	
				Final: 13.900	12.400	12.000	12.250	11.200	12.400	74.150
				Place: 12	13	13	12	13	11	13