



















Rank	Num	Name	Gym							AA
1	402	Peter Macko	Slávia UK Bratislava	Diff: 6.000 Exec: 9.300 ND: Final: 15.300 Place: 1	5.500 9.000 14.500 5	6.000 9.300 15.300 1	6.000 9.200 15.200 1*	5.000 8.850 13.850 3	6.000 8.500 14.500 2	88.650 1
2	301	Teodor Kozmal	XBS Gymnastics	Diff: 5.500 Exec: 9.100 ND: Final: 14.600 Place: 5*	5.500 8.500 14.000 9T	5.000 9.100 14.100 3	6.000 8.650 14.650 3*	5.000 8.650 13.650 5	6.000 8.350 14.350 3	85.350 2
3	401	Artem Deva	Slávia UK Bratislava	Diff: 6.000 Exec: 8.900 ND: Final: 14.900 Place: 2*	5.500 8.200 13.200 13	5.000 8.400 13.400 9T	6.000 8.650 14.650 3*	5.000 9.300 14.300 1	6.000 8.800 14.800 1	85.250 3
4T	105	Taylor Heynes	GK Pavlo Trenčín	Diff: 6.000 Exec: 8.900 ND: Final: 14.900 Place: 2*	5.000 9.000 14.000 9T	5.000 8.800 13.800 5	6.000 9.200 15.200 1*	5.000 8.100 13.100 10	6.000 8.200 14.200 4*	85.200 4T
4T	601	Michal Bartolen	GK ELÁN Prievidza	Diff: 5.500 Exec: 8.800 ND: Final: 14.300 Place: 9*	5.500 9.400 14.900 2	5.500 9.000 14.500 2	6.000 7.300 13.300 12	5.000 9.000 14.000 2	6.000 8.200 14.200 4*	85.200 4T
6	302	Soren Sasinek	XBS Gymnastics	Diff: 5.000 Exec: 9.200 ND: Final: 14.200 Place: 13T	5.500 8.900 14.400 6	5.000 9.000 14.000 4	8.700 4.000 12.700 16T	5.000 8.300 13.300 9	5.500 8.700 14.200 4T	82.800 6
7	303	Boris Podolák	XBS Gymnastics	Diff: 5.500 Exec: 9.300 ND: Final: 14.800 Place: 4	5.500 9.100 14.600 3*	4.500 8.500 13.000 15*	6.000 7.600 13.600 9T	5.000 8.500 13.500 7	4.500 8.500 13.000 15	82.500 7
8	403	Matúš Kalas	Slávia UK Bratislava	Diff: 5.500 Exec: 9.100 ND: Final: 14.600 Place: 5*	6.500 8.700 15.200 1	5.000 8.700 13.700 6	6.000 7.750 13.750 5	5.000 8.400 13.400 8	5.500 6.200 11.700 25	82.350 8
9	203	Andrej Bednár	Poly-Trade Prešov	Diff: 5.500 Exec: 8.100 ND: Final: 13.600 Place: 17T	5.000 8.500 13.500 11	4.500 8.500 13.000 15*	5.500 7.950 13.450 11	5.000 8.600 13.600 6	6.000 7.750 13.750 8	80.900 9

Rank	Num	Name								AA
			Gym							
10	501	Adam Adamek Gymnastik Košice	Diff: 5.500 Exec: 8.900 ND: _____ Final: 14.400 Place: 8	5.500 8.600 _____	4.500 8.200 _____	5.500 8.150 _____	4.500 9.200 _____	4.500 7.650 _____		80.700 10
11	304	Sebastián Lupták XBS Gymnastics	Diff: 5.500 Exec: 8.800 ND: _____ Final: 14.300 Place: 9*	4.000 8.700 _____	5.000 8.600 _____	6.000 7.650 _____	5.000 7.900 _____	5.500 8.500 -0.500		80.650 11
12	502	Dominik Šimíček Gymnastik Košice	Diff: 5.500 Exec: 8.800 ND: _____ Final: 14.300 Place: 9*	5.500 8.800 _____	4.500 8.800 _____	5.500 6.250 _____	4.500 8.300 _____	5.500 8.600 _____		80.550 12
13	504	Samuel Necela Gymnastik Košice	Diff: 5.500 Exec: 8.800 ND: _____ Final: 14.300 Place: 9*	5.500 9.100 _____	4.500 8.700 _____	5.500 6.950 _____	4.500 7.850 _____	5.500 7.800 _____		80.200 13
14	106	Skyelar Heynes GK Pavlo Trenčín	Diff: 5.500 Exec: 9.100 ND: _____ Final: 14.600 Place: 5*	5.000 7.000 _____	5.000 8.600 _____	5.500 8.100 _____	5.000 7.600 _____	6.000 7.500 _____		79.900 14
15	305	Boris Jávorka XBS Gymnastics	Diff: 5.000 Exec: 8.600 ND: _____ Final: 13.600 Place: 17T	4.000 8.100 _____	4.500 8.500 _____	6.000 7.100 _____	4.500 8.400 -0.500	5.500 7.900 _____		77.600 15
16	201	Oskar Prčík Poly-Trade Prešov	Diff: 5.500 Exec: 8.500 ND: _____ Final: 14.000 Place: 15	5.000 7.700 _____	4.500 8.000 _____	5.500 7.500 _____	5.000 7.100 _____	5.500 7.300 _____		77.100 16
17	406	Tobias Mlynár GK ŠK UMB B Bystrica	Diff: 5.500 Exec: 8.700 ND: _____ Final: 14.200 Place: 13T	5.500 7.800 _____	4.500 8.800 _____	5.000 7.800 _____	3.500 6.500 _____	4.500 8.200 _____		76.300 17
18	104	Jakub Mokoš GK Pavlo Trenčín	Diff: 5.000 Exec: 8.500 ND: _____ Final: 13.500 Place: 19	5.000 6.600 _____	4.500 7.900 _____	5.500 7.200 _____	5.000 6.500 _____	5.500 7.600 _____		74.800 18

Rank	Num	Name	Gym							AA
19	407	Oliver Úporský	GK ŠK UMB B Bystrica	Diff: 5.000 Exec: 8.400 ND: _____ Final: 13.400 Place: 20*	5.500 6.750 -0.500 11.750 23	4.000 8.300 _____ 12.300 23	5.000 8.700 _____ 13.700 6	4.000 7.000 _____ 11.000 22	5.000 7.600 _____ 12.600 19	74.750 19
20	202	Matus Šebro	Poly-Trade Prešov	Diff: 5.500 Exec: 8.400 ND: _____ Final: 13.900 Place: 16	5.000 7.400 _____ 12.400 16	4.000 8.000 _____ 12.000 24	5.500 6.750 _____ 12.250 19	4.500 6.700 _____ 11.200 20T	5.500 6.900 _____ 12.400 21	74.150 20
21	606	Simon Štefan	GK ELÁN Prievidza	Diff: 4.000 Exec: 8.700 ND: _____ Final: 12.700 Place: 24	4.000 8.100 _____ 12.100 18*	4.500 8.200 _____ 12.700 19*	4.000 7.550 _____ 11.550 22	4.500 7.300 -0.500 11.300 19	4.500 8.600 _____ 13.100 13T	73.450 21
22	605	Erik Miezga	GK ELÁN Prievidza	Diff: 4.000 Exec: 8.900 ND: _____ Final: 12.900 Place: 23	4.000 8.300 _____ 12.300 17	4.500 8.500 _____ 13.000 15*	4.000 7.800 _____ 11.800 20	4.500 6.200 -0.500 10.200 24	4.500 8.050 _____ 12.550 20	72.750 22
23	604	Martin Rychnavský	GK ELÁN Prievidza	Diff: 4.000 Exec: 8.200 ND: _____ Final: 12.200 Place: 26	4.000 7.800 _____ 11.800 22	4.500 8.900 _____ 13.400 9T	4.000 7.450 _____ 11.450 23T	4.500 6.300 -0.500 10.300 23	4.500 8.300 _____ 12.800 16T	71.950 23
24	204	Dominik Michael Mjžiš	Poly-Trade Prešov	Diff: 5.000 Exec: 8.400 ND: _____ Final: 13.400 Place: 20*	5.000 6.500 _____ 11.500 25	4.000 7.700 _____ 11.700 25	5.500 5.800 _____ 11.300 25	5.000 6.900 _____ 11.900 17	4.500 7.550 _____ 12.050 23	71.850 24
25	405	Andrej Patka	GK ŠK UMB B Bystrica	Diff: 4.500 Exec: 8.700 ND: _____ Final: 13.200 Place: 22	5.000 7.100 _____ 12.100 18T	4.000 7.500 _____ 11.500 26	5.000 6.450 _____ 11.450 23T	4.000 7.200 _____ 11.200 20T	5.000 7.000 _____ 12.000 24	71.450 25
26	404	Michal Bocko	GK ŠK UMB B Bystrica	Diff: 4.500 Exec: 8.000 ND: _____ Final: 12.500 Place: 25	5.500 5.600 _____ 11.100 26	4.500 8.700 _____ 13.200 13*	5.000 5.800 _____ 10.800 26	4.500 5.400 _____ 9.900 26	4.500 7.100 _____ 11.600 26	69.100 26